



Issuance date: 26.09.2023

Validity date: 26.09.2028

EDF Kronoplan Kronoart boards



Owner of the EPD:

Kronospan HPL Sp. z o. o.
Address: Wojska Polskiego 3
39-300 Mielec, Poland
Tel.: +48 014 6709 510
Website: <https://kronosfera.pl/>
Contact: kontakt@kronosfera.pl

EPD Program Operator:

Instytut Techniki Budowlanej (ITB)
Address: Filtrowa 1
00-611 Warsaw, Poland
Website: www.itb.pl
Contact: energia@itb.pl

ITB is the verified member of The European Platform for EPD program operators and LCA practitioner www.eco-platform.org



Basic information

This declaration is the Type III Environmental Product Declaration (EPD) based on EN 15804 + A2 and verified according to ISO 14025 by an external auditor. It contains the information on the impacts of the declared construction materials on the environment and their aspects verified by the independent body according to ISO 14025. Basically, comparison or evaluation of EPD data is possible only if all the compared data were created according to EN 15804 + A2.

Life cycle analysis (LCA): A1-A3, C1-C4 and D modules in accordance with EN 15804 + A2 (Cradle-to-Gate with options)

The year of preparing the EPD: 2023

Product standard: PN-EN 438-6

Service Life: > 50 years

PCR: ITB-PCR A

Declared unit: 1 m³

Reasons for performing LCA: B2B

Representativeness: Polish, European

MANUFACTURER

Kronospan is a producer of wood-based materials and products for the furniture industry made of certified, post-consumer and recycled wood. The company's offer includes a range of products that are widely used in construction, furniture and interior design.

It carries out production as part of sustainable development, using innovative technologies. In Poland, Kronospan has branches in Szczecinek, Mielec, Strzelce Opolskie, Pustków, Poznań, Rudawa, Szczecin and Rytel. It employs about 3,000 people, and indirectly creates jobs for about 18,000 people.

Kronoplan Kronoart's exterior-grade compact laminate products are manufactured in Pustków. In 1996, Kronospan started its operations there. The factory was established on the basis of one of the then existing departments of the local company - the laminate production department. In 1996-2006, the company underwent a series of complex technological changes related to the production of laminates. As a result of these changes, a new production plant was established, which uses the latest technological, technical and product solutions in the production of decorative laminates, countertops, compact boards or facade panels.



Fig. 1: A view of Kronospan HPL Sp. z o. o. in Pustków (Poland).

PRODUCTS DESCRIPTION AND APPLICATION

EDF Kronoplan Kronoart boards are designed for outdoor use in moderate and heavy conditions, exposed to direct sunlight, impact, thermal shock, weather and corrosion. Aesthetics aside, the technical purpose of ventilated facades is to protect the structure from weather and environmental conditions while providing effective thermal insulation.

Type III Environmental Product Declaration No. 495/2023

EDF Kronoplan Kronoart is a solution for architectural facade claddings. Laminated under high pressure and at high temperature. EDF Kronoplan Kronoart is option for suspended ventilated facades, facings, sunshields, external partitions, fences and railings.

EDF Kronoplan Kronoart has closed surface properties, topped by a layer of varnish. This structure translates into high resistance to staining, impact damage and the effects of adverse environmental conditions. They provide fire retardancy in line with EN 13501 (up to the class B-s1,d0) DIN 4102 (up to the class B1) and NRO.

They are available in 75 décors in BS and WO textures.

Formats: 5600 x 2040, 2800 x 2040, 4200 x 1300, 3050 x 1300 [mm].

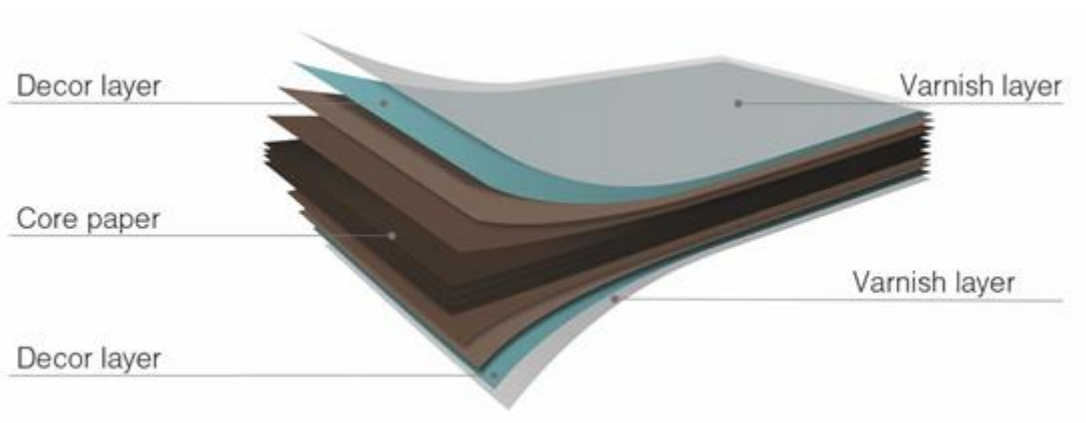


Figure 2. Construction of EDF Kronoplan Kronoart

Table 1. Specification of EDF Kronoplan Kronoart produced by Kronospan HPL Sp. z o. o.

Parameter	Unit	Kronoart - declared performance	Standard
Thickness	mm	$6.0 \leq t < 8.0 \pm 0.40$ $8.0 \leq t < 12.0 \pm 0.50$	EN 438-2.5
Length	mm	+ 10 / - 0	EN 438-2.6
Width	mm	+ 10 / - 0	EN 438-2.6
Density	g/cm ³	≥ 1.35	EN ISO 1183-1
Tensile strength	MPa	≥ 60	EN ISO 527-2
Dimension stability at elevated temperature	cumulative dimensional change (%)	≤ 0.30 (along) ≤ 0.60 (across)	EN 438-2.17
Squarerness	mm/m	≤ 1.5	EN 438-2.8

More information can be found on the Kronospan HPL Sp. z o. o. website: <https://kronosfera.pl/>.

LIFE CYCLE ASSESSMENT (LCA) – general rules applied

Declared Unit

The declaration refers to declared unit (DU) – 1 m³ of exterior-grade compact laminates (EDF) Kronoplan Kronoart

Allocation

The allocation rules used for this EPD are based on general ITB-PCR A. EDF Kronoplan Kronoart production is a line process in one factory located in Pustków (Poland). Allocation is done on product mass basis.

All impacts from raw materials extraction and processing are allocated in A1 module of EPD. Above 99.5% of impacts from line production were inventoried and allocated to the production of EDF Kronoplan Kronoart. Municipal waste and waste water of whole factory were allocated to module A3. Energy supply was inventoried for whole production process. Emissions in Kronospan HPL Sp. z o. o. are calculated (energy combustion factors based) and were allocated to module A3. Packaging materials were taken into consideration.

System limits

The life cycle analysis (LCA) of the declared products covers product stage – modules A1-A3, end of life – modules C1-C4 and benefits and loads beyond the system boundary – module D (cradle-to-gate with options) in accordance with EN 15804 + A2 and ITB PCR A. The details of systems limits are provided in product technical report. All materials and energy consumption inventoried in factory were included in calculation. Office impacts were also taken into consideration. In the assessment, all significant parameters from gathered production data are considered, i.e. all material used per formulation, utilised thermal energy, internal fuel and electric power consumption, direct production waste, and all available emission measurements. It can be assumed that the total sum of omitted processes does not exceed 5% of all impact categories. In accordance with EN 15804 + A2, machines and facilities (capital goods) required for the production as well as transportation of employees were not included in LCA.

Modules A1 and A2: *Raw materials supply and transport*

Raw materials such as phenol, melamine, formalin, methanol, varnish, kraft and decor paper come from external suppliers. Data on transport of the different products to the manufacturing plants is collected and modelled for factory by assessor. Means of transport include small trucks (< 10 t), big truck (>16 t) and container ship (for part of the structural foil delivery) are applied.

Module A3: *Production*

Fig. 3 shows the manufacturing process during the production of the EDF Kronoplan Kronoart. The laminate manufacturing is basically a process including impregnation of kraft and decor paper, assembling, pressing, trimming, sanding and varnishing. Then the EDF Kronoplan Kronoart product is packaged and then stored prior to the shipment of the final product. The facility is PN-EN ISO 9001 certified.

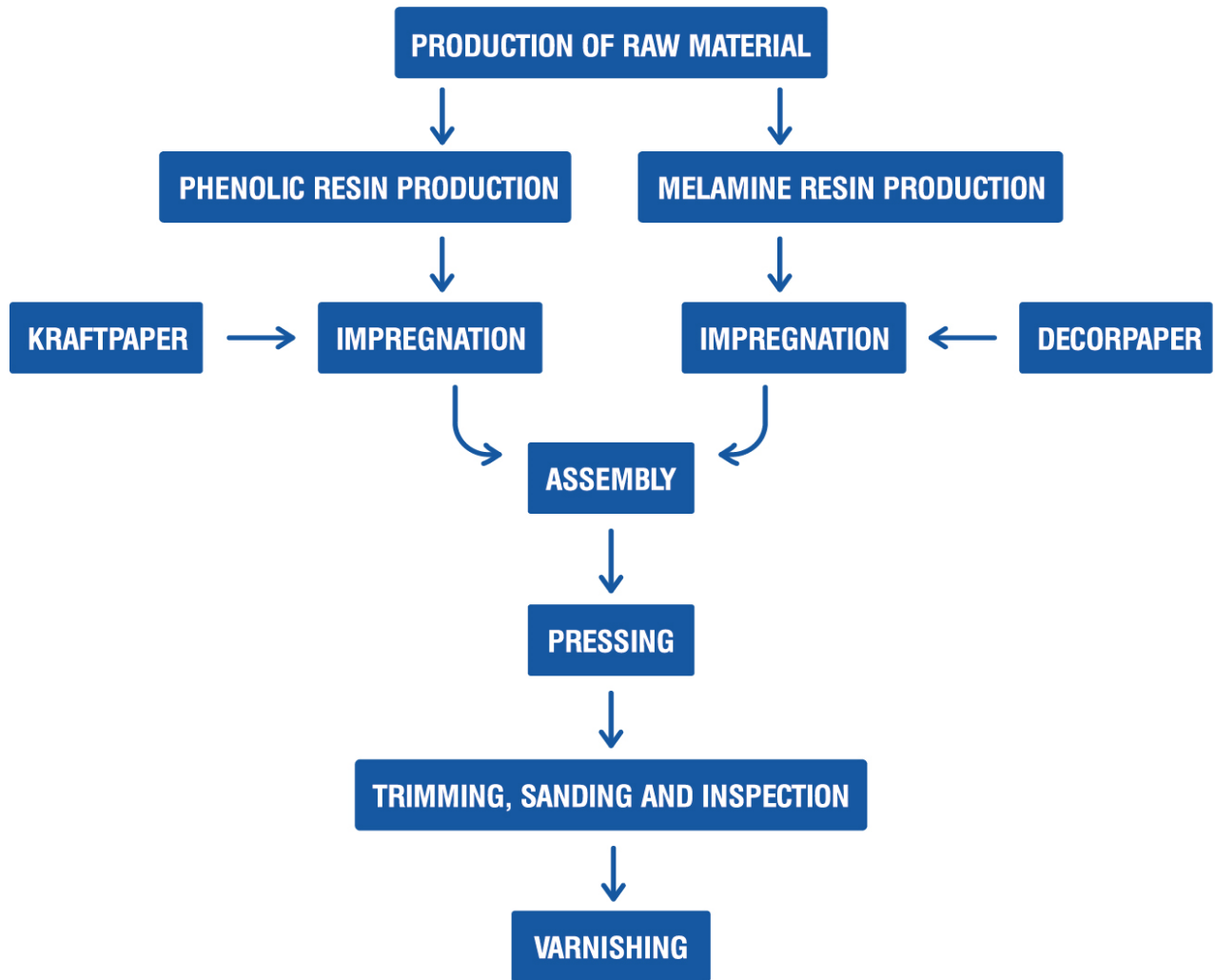


Fig. 3. A scheme of EDF Kronoplan Kronoart production by Kronospan HPL Sp. z o. o. (Poland)

Modules C1-C4 and D: *End-of-life (EoL)*

In the adapted scenario, deconstruction of the EDF Kronoplan Kronoart is performed with the use of electrical tools (module C1). The resulting waste is transported to a waste processing plant which is 50 km away, on 16-32 t lorry EURO 5 (module C2). It is assumed that at the EoL cycle 50% of the EDF Kronoplan Kronoart are recovered in municipal incineration (module C3) while the second part (50%) goes to landfilling and it is stored there (module C4). Module D presents credits resulting from the benefits from avoided thermal energy production (gas).

Data quality

The data selected for LCA originate from ITB-LCI questionnaires completed by Kronospan HPL Sp. z o. o. using the inventory data, ITB and Ecoinvent v. 3.9 databases and KOBiZE. KOBiZE data is supplemented with Ecoinvent v. 3.9 data on the national electricity mix impact where no specific indicator data is provided. No specific data collected is older than five years and no generic datasets used are older than ten years. The representativeness, completeness, reliability, and consistency are judged as good. Polish electricity was calculated based on Ecoinvent v. 3.9 supplemented by actual national KOBiZE data.

Type III Environmental Product Declaration No. 495/2023

Data collection period

Primary data provided by Kronospan HPL Sp. z o. o. covers a period of 01.01.2022 – 31.12.2022 (1 year). The life cycle assessments were prepared for Poland and Europe as reference area.

Assumptions and estimates

Impacts were inventoried and calculated for all products in EDF Kronoplan Kronoart product group. In order to estimate the impact per 1 m², the obtained values are also presented for laminate thicknesses of 6 mm, 8 mm and 10 mm.

Calculation rules

LCA was performed using ITB-LCA tool developed in accordance with EN 15804 + A2.

Databases

The data for the processes comes from Ecoinvent v. 3.9 and ITB-Database. Specific data quality analysis was a part of external audit. Polish electricity mix used (production) is 0.761 kg CO₂/kWh (KOBiZE 2022).

LIFE CYCLE ASSESSMENT (LCA) – Results

Declared unit

The declaration refers to declared unit (DU) – 1 m³ of exterior-grade compact laminates (EDF) Kronoplan Kronoart manufactured by Kronospan HPL Sp. z o. o. (Tables 3-6).

In order to estimate the impact per 1 m², the obtained values are also presented for laminate thicknesses of 6 mm, 8 mm and 10 mm (Tables 7-18).

Table 2. System boundaries for the environmental characteristic for EDF Kronoplan Kronoart manufactured by Kronospan HPL Sp. z o. o.

Environmental assessment information (MD – Module Declared, MND – Module Not Declared, INA – Indicator Not Assessed)																
Product stage			Construction process		Use stage							End of life				Benefits and loads beyond the system boundary
Raw material supply	Transport	Manufacturing	Transport to construction site	Construction-installation process	Use	Maintenance	Repair	Replacement	Refurbishment	Operational energy use	Operational water use	Deconstruction demolition	Transport	Waste processing	Disposal	Reuse-recovery-recycling potential
A1	A2	A3	A4	A5	B1	B2	B3	B4	B5	B6	B7	C1	C2	C3	C4	D
MD	MD	MD	MND	MND	MND	MND	MND	MND	MND	MND	MND	MD	MD	MD	MD	MD

Type III Environmental Product Declaration No. 495/2023

Table 3. LCA results for EDF Kronoplan Kronoart manufactured by Kronospan HPL Sp. z o. o - environmental impacts (DU = 1 m³)

Indicator	Unit	A1	A2	A3	A1-A3	C1	C2	C3	C4	D
Global Warming Potential	eq. kg CO ₂	8.74E+02	3.31E+02	3.33E+03	4.54E+03	6.24E-01	1.13E+01	2.36E+00	6.85E+01	-9.38E+02
Greenhouse gas potential - fossil	eq. kg CO ₂	2.37E+03	3.29E+02	3.26E+03	5.96E+03	6.13E-01	1.12E+01	2.36E+00	6.84E+01	-9.38E+02
Greenhouse gas potential - biogenic	eq. kg CO ₂	-1.50E+03	1.13E+00	3.87E+01	-1.46E+03	1.11E-02	3.83E-02	5.04E-04	4.78E-02	-9.16E-01
Global warming potential - land use and land use change	eq. kg CO ₂	5.66E+00	1.30E-01	5.69E-01	6.36E+00	1.44E-04	4.40E-03	2.63E-04	6.67E-03	-3.68E-02
Stratospheric ozone depletion potential	eq. kg CFC 11	5.92E-05	7.61E-05	1.71E-04	3.06E-04	1.08E-08	2.60E-06	3.72E-08	1.90E-07	-1.47E-04
Soil and water acidification potential	eq. mol H ⁺	1.24E+01	1.34E+00	2.40E+01	3.78E+01	5.95E-03	4.55E-02	1.28E-02	6.12E-02	-8.96E-01
Eutrophication potential - freshwater	eq. kg P	2.15E+00	2.23E-02	3.44E+00	5.61E+00	1.02E-03	7.54E-04	7.16E-05	1.20E-03	-1.17E-02
Eutrophication potential - seawater	eq. kg N	3.34E+00	4.03E-01	3.73E+00	7.47E+00	8.47E-04	1.37E-02	5.78E-03	1.45E+00	-2.58E-01
Eutrophication potential - terrestrial	eq. mol N	2.89E+01	4.40E+00	3.24E+01	6.58E+01	7.26E-03	1.50E-01	6.25E-02	2.35E-01	-2.76E+00
Potential for photochemical ozone synthesis	eq. kg NMVOC	1.20E+01	1.35E+00	9.85E+00	2.32E+01	2.04E-03	4.59E-02	1.98E-02	9.51E-02	-9.53E-01
Potential for depletion of abiotic resources - non-fossil resources	eq. kg Sb	1.26E-02	1.18E-03	3.37E-03	1.72E-02	8.11E-07	3.98E-05	8.18E-07	1.88E-05	-3.16E-04
Abiotic depletion potential - fossil fuels	MJ	5.74E+04	4.89E+03	4.73E+04	1.10E+05	9.17E+00	1.67E+02	3.08E+01	1.78E+02	-1.60E+04
Water deprivation potential	eq. m ³	1.66E+03	2.27E+01	6.76E+02	2.36E+03	1.86E-01	7.70E-01	7.62E-02	1.07E+00	-2.39E+01

Table 4. LCA results for EDF Kronoplan Kronoart manufactured by Kronospan HPL Sp. z o. o - additional impacts indicators (DU = 1 m³)

Indicator	Unit	A1	A2	A3	A1-A3	C1	C2	C3	C4	D
Particulate matter	disease incidence	INA	INA	INA	INA	INA	INA	INA	INA	INA
Potential human exposure efficiency relative to U235	eg. kBq U235	INA	INA	INA	INA	INA	INA	INA	INA	INA
Potential comparative toxic unit for ecosystems	CTUe	INA	INA	INA	INA	INA	INA	INA	INA	INA
Potential comparative toxic unit for humans (cancer effects)	CTUh	INA	INA	INA	INA	INA	INA	INA	INA	INA
Potential comparative toxic unit for humans (non-cancer effects)	CTUh	INA	INA	INA	INA	INA	INA	INA	INA	INA
Potential soil quality index	dimensionless	INA	INA	INA	INA	INA	INA	INA	INA	INA

Type III Environmental Product Declaration No. 495/2023

Table 5. LCA results for EDF Kronoplan Kronoart manufactured by Kronospan HPL Sp. z o. o - the resource use (DU = 1 m³)

Indicator	Unit	A1	A2	A3	A1-A3	C1	C2	C3	C4	D
Consumption of renewable primary energy - excluding renewable primary energy sources used as raw materials	MJ	2.25E+04	7.07E+01	2.29E+03	2.49E+04	6.65E-01	2.39E+00	1.74E-01	3.67E+00	-4.23E+01
Consumption of renewable primary energy resources used as raw materials	MJ	1.47E+04	0.00E+00	0.00E+00	1.47E+04	0.00E+00	0.00E+00	0.00E+00	0.00E+00	0.00E+00
Total consumption of renewable primary energy resources	MJ	3.72E+04	7.07E+01	2.29E+03	3.96E+04	6.65E-01	2.39E+00	1.74E-01	3.67E+00	-4.23E+01
Consumption of non-renewable primary energy - excluding renewable primary energy sources used as raw materials	MJ	3.78E+04	4.89E+03	4.94E+04	9.20E+04	9.71E+00	1.67E+02	3.08E+01	-2.06E+04	-1.61E+04
Consumption of non-renewable primary energy resources used as raw materials	MJ	1.97E+04	0.00E+00	2.35E+02	1.99E+04	0.00E+00	0.00E+00	0.00E+00	2.08E+04	0.00E+00
Total consumption of non-renewable primary energy resources	MJ	5.74E+04	4.89E+03	4.96E+04	1.12E+05	9.71E+00	1.67E+02	3.08E+01	1.78E+02	-1.61E+04
Consumption of secondary materials	kg	3.70E+01	1.65E+00	4.65E+00	4.33E+01	7.40E-04	5.58E-02	1.26E-02	6.68E-02	-6.75E+02
Consumption of renewable secondary fuels	MJ	2.17E+01	1.83E-02	1.99E-02	2.17E+01	4.05E-06	6.15E-04	3.33E-05	2.28E-03	-1.09E-03
Consumption of non-renewable secondary fuels	MJ	0.00E+00	0.00E+00	0.00E+00	0.00E+00	0.00E+00	0.00E+00	0.00E+00	0.00E+00	0.00E+00
Net consumption of freshwater resources	m ³	5.57E+01	6.18E-01	6.08E+00	6.24E+01	2.98E-03	2.10E-02	1.65E-03	1.76E-01	-6.18E-01

Table 6. LCA results for EDF Kronoplan Kronoart manufactured by Kronospan HPL Sp. z o. o – waste categories (DU = 1m³)

Indicator	Unit	A1	A2	A3	A1-A3	C1	C2	C3	C4	D
Hazardous waste. neutralized	kg	1.14E+02	5.52E+00	2.61E+00	1.22E+02	1.90E-06	1.87E-01	1.42E-02	1.70E-01	-3.13E+00
Non-hazardous waste. neutralised	kg	4.25E+03	9.81E+01	2.86E+02	4.63E+03	5.42E-02	3.32E+00	2.83E-01	5.35E+00	-4.78E+01
Radioactive waste	kg	6.19E-02	3.36E-02	7.15E-02	1.67E-01	7.88E-06	1.15E-03	3.35E-06	6.74E-05	-2.26E-04
Components for re-use	kg	0.00E+00	0.00E+00	2.62E+00	2.62E+00	0.00E+00	0.00E+00	0.00E+00	0.00E+00	0.00E+00
Materials for recycling	kg	5.78E-01	1.53E-02	4.47E+01	4.53E+01	5.57E-05	5.16E-04	9.72E-05	1.61E-03	-3.68E-03
Materials for energy recovery	kg	3.12E+00	1.23E-04	6.57E+02	6.60E+02	7.79E-08	4.17E-06	3.82E-07	6.13E-06	-5.52E-05
Energy exported	MJ	6.68E+01	5.44E+00	9.78E+01	1.70E+02	2.66E-02	1.85E-01	2.01E-03	3.46E-02	-5.33E+00

Type III Environmental Product Declaration No. 495/2023

Table 7. LCA results for 1 m² of EDF Kronoplan Kronoart manufactured by Kronospan HPL Sp. z o. o with a thickness of 6 mm - environmental impact

Indicator	Unit	A1	A2	A3	A1-A3	C1	C2	C3	C4	D
Global Warming Potential	eq. kg CO ₂	5.24E+00	1.98E+00	2.00E+01	2.72E+01	5.20E-02	6.76E-02	3.93E-01	4.11E-01	-5.63E+00
Greenhouse gas potential - fossil	eq. kg CO ₂	1.42E+01	1.98E+00	1.95E+01	3.57E+01	5.11E-02	6.73E-02	3.93E-01	4.11E-01	-5.63E+00
Greenhouse gas potential - biogenic	eq. kg CO ₂	-8.99E+00	6.81E-03	2.32E-01	-8.75E+00	9.21E-04	2.30E-04	8.40E-05	2.87E-04	-5.50E-03
Global warming potential - land use and land use change	eq. kg CO ₂	3.40E-02	7.82E-04	3.41E-03	3.82E-02	1.20E-05	2.64E-05	4.38E-05	4.00E-05	-2.21E-04
Stratospheric ozone depletion potential	eq. kg CFC 11	3.55E-07	4.57E-07	1.02E-06	1.83E-06	8.97E-10	1.56E-08	6.19E-09	1.14E-09	-8.80E-07
Soil and water acidification potential	eq. mol H ⁺	7.46E-02	8.02E-03	1.44E-01	2.27E-01	4.96E-04	2.73E-04	2.14E-03	3.67E-04	-5.37E-03
Eutrophication potential - freshwater	eq. kg P	1.29E-02	1.34E-04	2.06E-02	3.37E-02	8.50E-05	4.53E-06	1.19E-05	7.21E-06	-7.02E-05
Eutrophication potential - seawater	eq. kg N	2.00E-02	2.42E-03	2.23E-02	4.48E-02	7.06E-05	8.25E-05	9.64E-04	8.67E-03	-1.55E-03
Eutrophication potential - terrestrial	eq. mol N	1.74E-01	2.64E-02	1.94E-01	3.94E-01	6.05E-04	9.00E-04	1.04E-02	1.41E-03	-1.66E-02
Potential for photochemical ozone synthesis	eq. kg NMVOC	7.21E-02	8.08E-03	5.90E-02	1.39E-01	1.70E-04	2.76E-04	3.31E-03	5.71E-04	-5.72E-03
Potential for depletion of abiotic resources - non-fossil resources	eq. kg Sb	7.57E-05	7.09E-06	2.02E-05	1.03E-04	6.76E-08	2.39E-07	1.36E-07	1.13E-07	-1.90E-06
Abiotic depletion potential - fossil fuels	MJ	3.45E+02	2.93E+01	2.83E+02	6.57E+02	7.64E-01	9.99E-01	5.14E+00	1.07E+00	-9.60E+01
Water deprivation potential	eq. m ³	9.95E+00	1.36E-01	4.05E+00	1.41E+01	1.55E-02	4.62E-03	1.27E-02	6.39E-03	-1.43E-01

Table 8. LCA results for 1 m² of EDF Kronoplan Kronoart manufactured by Kronospan HPL Sp. z o. o with a thickness of 6 mm - additional impacts indicators

Indicator	Unit	A1	A2	A3	A1-A3	C1	C2	C3	C4	D
Particulate matter	disease incidence	INA	INA	INA	INA	INA	INA	INA	INA	INA
Potential human exposure efficiency relative to U235	eg. kBq U235	INA	INA	INA	INA	INA	INA	INA	INA	INA
Potential comparative toxic unit for ecosystems	CTUe	INA	INA	INA	INA	INA	INA	INA	INA	INA
Potential comparative toxic unit for humans (cancer effects)	CTUh	INA	INA	INA	INA	INA	INA	INA	INA	INA
Potential comparative toxic unit for humans (non-cancer effects)	CTUh	INA	INA	INA	INA	INA	INA	INA	INA	INA
Potential soil quality index	dimensionless	INA	INA	INA	INA	INA	INA	INA	INA	INA

Type III Environmental Product Declaration No. 495/2023

Table 9. LCA results for 1 m² of EDF Kronoplan Kronoart manufactured by Kronospan HPL Sp. z o. o with a thickness of 6 mm - the resource use

Indicator	Unit	A1	A2	A3	A1-A3	C1	C2	C3	C4	D
Consumption of renewable primary energy - excluding renewable primary energy sources used as raw materials	MJ	1.35E+02	4.24E-01	1.37E+01	1.49E+02	5.54E-02	1.43E-02	2.89E-02	2.20E-02	-2.54E-01
Consumption of renewable primary energy resources used as raw materials	MJ	8.83E+01	0.00E+00	0.00E+00	8.83E+01	0.00E+00	0.00E+00	0.00E+00	0.00E+00	0.00E+00
Total consumption of renewable primary energy resources	MJ	2.23E+02	4.24E-01	1.37E+01	2.37E+02	5.54E-02	1.43E-02	2.89E-02	2.20E-02	-2.54E-01
Consumption of non-renewable primary energy - excluding renewable primary energy sources used as raw materials	MJ	2.27E+02	2.93E+01	2.96E+02	5.52E+02	8.09E-01	9.99E-01	5.14E+00	-1.24E+02	-9.63E+01
Consumption of non-renewable primary energy resources used as raw materials	MJ	1.18E+02	0.00E+00	1.41E+00	1.19E+02	0.00E+00	0.00E+00	0.00E+00	1.25E+02	0.00E+00
Total consumption of non-renewable primary energy resources	MJ	3.45E+02	2.93E+01	2.97E+02	6.71E+02	8.09E-01	9.99E-01	5.14E+00	1.07E+00	-9.63E+01
Consumption of secondary materials	kg	2.22E-01	9.92E-03	2.79E-02	2.60E-01	6.17E-05	3.35E-04	2.11E-03	4.01E-04	4.05E+00
Consumption of renewable secondary fuels	MJ	1.30E-01	1.10E-04	1.19E-04	1.30E-01	3.37E-07	3.69E-06	5.55E-06	1.37E-05	-6.51E-06
Consumption of non-renewable secondary fuels	MJ	0.00E+00	0.00E+00	0.00E+00	0.00E+00	0.00E+00	0.00E+00	0.00E+00	0.00E+00	0.00E+00
Net consumption of freshwater resources	m ³	3.34E-01	3.71E-03	3.65E-02	3.74E-01	2.49E-04	1.26E-04	2.75E-04	1.06E-03	-3.71E-03

Table 10. LCA results for 1 m² of EDF Kronoplan Kronoart manufactured by Kronospan HPL Sp. z o. o with a thickness of 6 mm – waste categories

Indicator	Unit	A1	A2	A3	A1-A3	C1	C2	C3	C4	D
Hazardous waste. neutralized	kg	6.83E-01	3.31E-02	1.56E-02	7.32E-01	1.58E-07	1.12E-03	2.37E-03	1.02E-03	-1.88E-02
Non-hazardous waste. neutralised	kg	2.55E+01	5.88E-01	1.72E+00	2.78E+01	4.51E-03	1.99E-02	4.71E-02	3.21E-02	-2.87E-01
Radioactive waste	kg	3.71E-04	2.02E-04	4.26E-04	9.99E-04	6.57E-07	6.88E-06	5.59E-07	4.05E-07	-1.36E-06
Components for re-use	kg	0.00E+00	0.00E+00	1.57E-02	1.57E-02	0.00E+00	0.00E+00	0.00E+00	0.00E+00	0.00E+00
Materials for recycling	kg	3.47E-03	9.16E-05	2.68E-01	2.72E-01	4.64E-06	3.09E-06	1.62E-05	9.68E-06	-2.21E-05
Materials for energy recovery	kg	1.87E-02	7.37E-07	3.94E+00	3.96E+00	6.49E-09	2.50E-08	6.36E-08	3.68E-08	-3.31E-07
Energy exported	MJ	4.01E-01	3.27E-02	5.87E-01	1.02E+00	2.22E-03	1.11E-03	3.34E-04	2.07E-04	-3.20E-02

Type III Environmental Product Declaration No. 495/2023

Table 11. LCA results for 1 m² of EDF Kronoplan Kronoart manufactured by Kronospan HPL Sp. z o. o with a thickness of 8 mm - environmental impact

Indicator	Unit	A1	A2	A3	A1-A3	C1	C2	C3	C4	D
Global Warming Potential	eq. kg CO ₂	6.99E+00	2.65E+00	2.66E+01	3.62E+01	5.20E-02	9.01E-02	3.93E-01	5.48E-01	-7.50E+00
Greenhouse gas potential - fossil	eq. kg CO ₂	1.89E+01	2.64E+00	2.61E+01	4.76E+01	5.11E-02	8.98E-02	3.93E-01	5.48E-01	-7.50E+00
Greenhouse gas potential - biogenic	eq. kg CO ₂	-1.20E+01	9.07E-03	3.10E-01	-1.17E+01	9.21E-04	3.07E-04	8.40E-05	3.83E-04	-7.33E-03
Global warming potential - land use and land use change	eq. kg CO ₂	4.53E-02	1.04E-03	4.55E-03	5.09E-02	1.20E-05	3.52E-05	4.38E-05	5.33E-05	-2.94E-04
Stratospheric ozone depletion potential	eq. kg CFC 11	4.73E-07	6.09E-07	1.36E-06	2.44E-06	8.97E-10	2.08E-08	6.19E-09	1.52E-09	-1.17E-06
Soil and water acidification potential	eq. mol H ⁺	9.95E-02	1.07E-02	1.92E-01	3.02E-01	4.96E-04	3.64E-04	2.14E-03	4.89E-04	-7.17E-03
Eutrophication potential - freshwater	eq. kg P	1.72E-02	1.78E-04	2.75E-02	4.49E-02	8.50E-05	6.03E-06	1.19E-05	9.61E-06	-9.36E-05
Eutrophication potential - seawater	eq. kg N	2.67E-02	3.22E-03	2.97E-02	5.97E-02	7.06E-05	1.10E-04	9.64E-04	1.16E-02	-2.06E-03
Eutrophication potential - terrestrial	eq. mol N	2.31E-01	3.52E-02	2.59E-01	5.26E-01	6.05E-04	1.20E-03	1.04E-02	1.88E-03	-2.21E-02
Potential for photochemical ozone synthesis	eq. kg NMVOC	9.62E-02	1.08E-02	7.87E-02	1.86E-01	1.70E-04	3.67E-04	3.31E-03	7.61E-04	-7.62E-03
Potential for depletion of abiotic resources - non-fossil resources	eq. kg Sb	1.01E-04	9.46E-06	2.70E-05	1.37E-04	6.76E-08	3.18E-07	1.36E-07	1.51E-07	-2.53E-06
Abiotic depletion potential - fossil fuels	MJ	4.59E+02	3.91E+01	3.78E+02	8.76E+02	7.64E-01	1.33E+00	5.14E+00	1.43E+00	-1.28E+02
Water deprivation potential	eq. m ³	1.33E+01	1.82E-01	5.40E+00	1.89E+01	1.55E-02	6.16E-03	1.27E-02	8.52E-03	-1.91E-01

Table 12. LCA results for 1 m² of EDF Kronoplan Kronoart manufactured by Kronospan HPL Sp. z o. o with a thickness of 8 mm - additional impacts indicators

Indicator	Unit	A1	A2	A3	A1-A3	C1	C2	C3	C4	D
Particulate matter	disease incidence	INA	INA	INA	INA	INA	INA	INA	INA	INA
Potential human exposure efficiency relative to U235	eg. kBq U235	INA	INA	INA	INA	INA	INA	INA	INA	INA
Potential comparative toxic unit for ecosystems	CTUe	INA	INA	INA	INA	INA	INA	INA	INA	INA
Potential comparative toxic unit for humans (cancer effects)	CTUh	INA	INA	INA	INA	INA	INA	INA	INA	INA
Potential comparative toxic unit for humans (non-cancer effects)	CTUh	INA	INA	INA	INA	INA	INA	INA	INA	INA
Potential soil quality index	dimensionless	INA	INA	INA	INA	INA	INA	INA	INA	INA

Type III Environmental Product Declaration No. 495/2023

Table 13. LCA results for 1 m² of EDF Kronoplan Kronoart manufactured by Kronospan HPL Sp. z o. o with a thickness of 8 mm - the resource use

Indicator	Unit	A1	A2	A3	A1-A3	C1	C2	C3	C4	D
Consumption of renewable primary energy - excluding renewable primary energy sources used as raw materials	MJ	1.80E+02	5.65E-01	1.83E+01	1.99E+02	5.54E-02	1.91E-02	2.89E-02	2.94E-02	-3.38E-01
Consumption of renewable primary energy resources used as raw materials	MJ	1.18E+02	0.00E+00	0.00E+00	1.18E+02	0.00E+00	0.00E+00	0.00E+00	0.00E+00	0.00E+00
Total consumption of renewable primary energy resources	MJ	2.98E+02	5.65E-01	1.83E+01	3.17E+02	5.54E-02	1.91E-02	2.89E-02	2.94E-02	-3.38E-01-
Consumption of non-renewable primary energy - excluding renewable primary energy sources used as raw materials	MJ	3.02E+02	3.91E+01	3.94E+02	7.36E+02	8.09E-01	1.33E+00	5.14E+00	-1.65E+02	1.28E+02
Consumption of non-renewable primary energy resources used as raw materials	MJ	1.57E+02	0.00E+00	1.88E+00	1.59E+02	0.00E+00	0.00E+00	0.00E+00	1.66E+02	0.00E+00
Total consumption of non-renewable primary energy resources	MJ	4.59E+02	3.91E+01	3.96E+02	8.95E+02	8.09E-01	1.33E+00	5.14E+00	1.43E+00	-1.28E+02
Consumption of secondary materials	kg	2.96E-01	1.32E-02	3.72E-02	3.46E-01	6.17E-05	4.47E-04	2.11E-03	5.34E-04	5.40E+00
Consumption of renewable secondary fuels	MJ	1.74E-01	1.46E-04	1.59E-04	1.74E-01	3.37E-07	4.92E-06	5.55E-06	1.83E-05	-8.68E-06
Consumption of non-renewable secondary fuels	MJ	0.00E+00	0.00E+00	0.00E+00	0.00E+00	0.00E+00	0.00E+00	0.00E+00	0.00E+00	0.00E+00
Net consumption of freshwater resources	m ³	4.45E-01	4.94E-03	4.86E-02	4.99E-01	2.49E-04	1.68E-04	2.75E-04	1.41E-03	-4.94E-03

Table 14. LCA results for 1 m² of EDF Kronoplan Kronoart manufactured by Kronospan HPL Sp. z o. o with a thickness of 8 mm – waste categories

Indicator	Unit	A1	A2	A3	A1-A3	C1	C2	C3	C4	D
Hazardous waste. neutralized	kg	9.11E-01	4.42E-02	2.08E-02	9.76E-01	1.58E-07	1.50E-03	2.37E-03	1.36E-03	-2.50E-02
Non-hazardous waste. neutralised	kg	3.40E+01	7.85E-01	2.29E+00	3.71E+01	4.51E-03	2.65E-02	4.71E-02	4.28E-02	-3.83E-01
Radioactive waste	kg	4.95E-04	2.69E-04	5.67E-04	1.33E-03	6.57E-07	9.18E-06	5.59E-07	5.39E-07	-1.81E-06
Components for re-use	kg	0.00E+00	0.00E+00	2.10E-02	2.10E-02	0.00E+00	0.00E+00	0.00E+00	0.00E+00	0.00E+00
Materials for recycling	kg	4.62E-03	1.22E-04	3.58E-01	3.63E-01	4.64E-06	4.12E-06	1.62E-05	1.29E-05	-2.94E-05
Materials for energy recovery	kg	2.50E-02	9.83E-07	5.26E+00	5.28E+00	6.49E-09	3.34E-08	6.36E-08	4.90E-08	-4.41E-07
Energy exported	MJ	5.34E-01	4.35E-02	7.82E-01	1.36E+00	2.22E-03	1.48E-03	3.34E-04	2.76E-04	-4.27E-02

Type III Environmental Product Declaration No. 495/2023

Table 15. LCA results for 1 m² of EDF Kronoplan Kronoart manufactured by Kronospan HPL Sp. z o. o with a thickness of 10 mm - environmental impact

Indicator	Unit	A1	A2	A3	A1-A3	C1	C2	C3	C4	D
Global Warming Potential	eq. kg CO ₂	8.74E+00	3.31E+00	3.33E+01	4.53E+01	5.20E-02	1.13E-01	3.93E-01	6.85E-01	-9.38E+00
Greenhouse gas potential - fossil	eq. kg CO ₂	2.37E+01	3.29E+00	3.25E+01	5.95E+01	5.11E-02	1.12E-01	3.93E-01	6.84E-01	-9.38E+00
Greenhouse gas potential - biogenic	eq. kg CO ₂	-1.50E+01	1.13E-02	3.87E-01	-1.46E+01	9.21E-04	3.83E-04	8.40E-05	4.78E-04	-9.16E-03
Global warming potential - land use and land use change	eq. kg CO ₂	5.66E-02	1.30E-03	5.67E-03	6.36E-02	1.20E-05	4.40E-05	4.38E-05	6.67E-05	-3.68E-04
Stratospheric ozone depletion potential	eq. kg CFC 11	5.92E-07	7.61E-07	1.69E-06	3.04E-06	8.97E-10	2.60E-08	6.19E-09	1.90E-09	-1.47E-06
Soil and water acidification potential	eq. mol H ⁺	1.24E-01	1.34E-02	2.39E-01	3.77E-01	4.96E-04	4.55E-04	2.14E-03	6.12E-04	-8.96E-03
Eutrophication potential - freshwater	eq. kg P	2.15E-02	2.23E-04	3.44E-02	5.61E-02	8.50E-05	7.54E-06	1.19E-05	1.20E-05	-1.17E-04
Eutrophication potential - seawater	eq. kg N	3.34E-02	4.03E-03	3.71E-02	7.45E-02	7.06E-05	1.37E-04	9.64E-04	1.45E-02	-2.58E-03
Eutrophication potential - terrestrial	eq. mol N	2.89E-01	4.40E-02	3.23E-01	6.56E-01	6.05E-04	1.50E-03	1.04E-02	2.35E-03	-2.76E-02
Potential for photochemical ozone synthesis	eq. kg NMVOC	1.20E-01	1.35E-02	9.78E-02	2.31E-01	1.70E-04	4.59E-04	3.31E-03	9.51E-04	-9.53E-03
Potential for depletion of abiotic resources - non-fossil resources	eq. kg Sb	1.26E-04	1.18E-05	3.37E-05	1.72E-04	6.76E-08	3.98E-07	1.36E-07	1.88E-07	-3.16E-06
Abiotic depletion potential - fossil fuels	MJ	5.74E+02	4.89E+01	4.69E+02	1.09E+03	7.64E-01	1.67E+00	5.14E+00	1.78E+00	-1.60E+02
Water deprivation potential	eq. m ³	1.66E+01	2.27E-01	6.75E+00	2.36E+01	1.55E-02	7.70E-03	1.27E-02	1.07E-02	-2.39E-01

Table 16. LCA results for 1 m² of EDF Kronoplan Kronoart manufactured by Kronospan HPL Sp. z o. o with a thickness of 10 mm - additional impacts indicators

Indicator	Unit	A1	A2	A3	A1-A3	C1	C2	C3	C4	D
Particulate matter	disease incidence	INA	INA	INA	INA	INA	INA	INA	INA	INA
Potential human exposure efficiency relative to U235	eg. kBq U235	INA	INA	INA	INA	INA	INA	INA	INA	INA
Potential comparative toxic unit for ecosystems	CTUe	INA	INA	INA	INA	INA	INA	INA	INA	INA
Potential comparative toxic unit for humans (cancer effects)	CTUh	INA	INA	INA	INA	INA	INA	INA	INA	INA
Potential comparative toxic unit for humans (non-cancer effects)	CTUh	INA	INA	INA	INA	INA	INA	INA	INA	INA
Potential soil quality index	dimensionless	INA	INA	INA	INA	INA	INA	INA	INA	INA

Type III Environmental Product Declaration No. 495/2023

Table 17. LCA results for 1 m² of EDF Kronoplan Kronoart manufactured by Kronospan HPL Sp. z o. o with a thickness of 10 mm - the resource use

Indicator	Unit	A1	A2	A3	A1-A3	C1	C2	C3	C4	D
Consumption of renewable primary energy - excluding renewable primary energy sources used as raw materials	MJ	2.25E+02	7.07E-01	2.29E+01	2.49E+02	5.54E-02	2.39E-02	2.89E-02	3.67E-02	-4.23E-01
Consumption of renewable primary energy resources used as raw materials	MJ	1.47E+02	0.00E+00	0.00E+00	1.47E+02	0.00E+00	0.00E+00	0.00E+00	0.00E+00	0.00E+00
Total consumption of renewable primary energy resources	MJ	3.72E+02	7.07E-01	2.29E+01	3.96E+02	5.54E-02	2.39E-02	2.89E-02	3.67E-02	-4.23E-01
Consumption of non-renewable primary energy - excluding renewable primary energy sources used as raw materials	MJ	3.78E+02	4.89E+01	4.92E+02	9.19E+02	8.09E-01	1.67E+00	5.14E+00	-2.06E+02	-1.61E+02
Consumption of non-renewable primary energy resources used as raw materials	MJ	1.97E+02	0.00E+00	0.00E+00	1.97E+02	0.00E+00	0.00E+00	0.00E+00	2.08E+02	0.00E+00
Total consumption of non-renewable primary energy resources	MJ	5.74E+02	4.89E+01	4.92E+02	1.12E+03	8.09E-01	1.67E+00	5.14E+00	1.78E+00	-1.61E+02
Consumption of secondary materials	kg	3.70E-01	1.65E-02	4.62E-02	4.33E-01	6.17E-05	5.58E-04	2.11E-03	6.68E-04	6.75E+00
Consumption of renewable secondary fuels	MJ	2.17E-01	1.83E-04	1.98E-04	2.17E-01	3.37E-07	6.15E-06	5.55E-06	2.28E-05	-1.09E-05
Consumption of non-renewable secondary fuels	MJ	0.00E+00	0.00E+00	0.00E+00	0.00E+00	0.00E+00	0.00E+00	0.00E+00	0.00E+00	0.00E+00
Net consumption of freshwater resources	m ³	5.57E-01	6.18E-03	6.07E-02	6.24E-01	2.49E-04	2.10E-04	2.75E-04	1.76E-03	-6.18E-03

Table 18. LCA results for 1 m² of EDF Kronoplan Kronoart manufactured by Kronospan HPL Sp. z o. o with a thickness of 10 mm – waste categories

Indicator	Unit	A1	A2	A3	A1-A3	C1	C2	C3	C4	D
Hazardous waste. neutralized	kg	1.14E+00	5.52E-02	2.57E-02	1.22E+00	1.58E-07	1.87E-03	2.37E-03	1.70E-03	-3.13E-02
Non-hazardous waste. neutralised	kg	4.25E+01	9.81E-01	2.85E+00	4.63E+01	4.51E-03	3.32E-02	4.71E-02	5.35E-02	-4.78E-01
Radioactive waste	kg	6.19E-04	3.36E-04	7.09E-04	1.66E-03	6.57E-07	1.15E-05	5.59E-07	6.74E-07	-2.26E-06
Components for re-use	kg	0.00E+00	0.00E+00	2.62E-02	2.62E-02	0.00E+00	0.00E+00	0.00E+00	0.00E+00	0.00E+00
Materials for recycling	kg	5.78E-03	1.53E-04	4.47E-01	4.53E-01	4.64E-06	5.16E-06	1.62E-05	1.61E-05	-3.68E-05
Materials for energy recovery	kg	3.12E-02	1.23E-06	6.57E+00	6.60E+00	6.49E-09	4.17E-08	6.36E-08	6.13E-08	-5.52E-07
Energy exported	MJ	6.68E-01	5.44E-02	9.78E-01	1.70E+00	2.22E-03	1.85E-03	3.34E-04	3.46E-04	-5.33E-02

Type III Environmental Product Declaration No. 495/2023

Verification

The process of verification of this EPD is in accordance with ISO 14025 and ISO 21930. After verification, this EPD is valid for a 5-year-period. EPD does not have to be recalculated after 5 years, if the underlying data have not changed significantly.

The basis for LCA analysis was EN 15804 + A2 and ITB PCRA	
Independent verification corresponding to ISO 14025 (subclause 8.1.3)	
<input checked="" type="checkbox"/> external	<input type="checkbox"/> internal
External verification of EPD: Halina Prejzner, PhD Eng	
LCA, LCI audit and input data verification: Mateusz Kozicki, PhD	
Verification of LCA: Michał Piasecki, PhD, D.Sc. Eng	

Note 1: The declaration owner has the sole ownership, liability and responsibility for the for the information provided and contained in EPD. Declarations within the same product category but from different programmes may not be comparable. Declarations of construction products may not be comparable if they do not comply with EN 15804 + A2. For further information about comparability, see EN 15804 + A2 and ISO 14025. Depending on the application, a corresponding conversion factor such as the specific weight per surface area must be taken into consideration.

Note 2: ITB is a public Research Organization and Notified Body (EC Reg. no 1488) to the European Commission and to other Member States of the European Union designated for the tasks concerning the assessment of building products' performance. ITB acts as the independent, third-party verification organization (17065/17025 certified). ITB-EPD program is recognized and registered member of The European Platform – Association of EPD program operators and ITB-EPD declarations are registered and stored in the international ECO-PORTAL.

Normative references

- ITB PCR A General Product Category Rules for Construction Products
- EN 438-6:2016 High-pressure decorative laminates (HPL) - Thermosetting resin sheets (commonly called laminates) - Part 6: Classification and specifications of compact laminates for outdoor applications 2 mm thick and thicker
- ISO 178:2019 Plastics - Determination of flexural properties
- ISO 527-2:2012 Plastics - Determination of tensile properties - Part 2: Test conditions for moulding and extrusion plastics
- ISO 1183-1:2019 Plastics - Methods for determining the density of non-cellular plastics - Part 1: Immersion method, liquid pycnometer method and titration method
- ISO 14025:2006, Environmental labels and declarations – Type III environmental declarations – Principles and procedures
- ISO 21930:2017 Sustainability in buildings and civil engineering works – Core rules for environmental product declarations of construction products and services
- ISO 14044:2006 Environmental management – Life cycle assessment – Requirements and guidelines
- ISO 15686-1:2011 Buildings and constructed assets – Service life planning – Part 1: General principles and framework
- ISO 15686-8:2008 Buildings and constructed assets – Service life planning – Part 8: Reference service life and service-life estimation
- EN 15804 + A2: Sustainability of construction works – Environmental product declarations – Core rules for the product category of construction products
- ISO 14067:2018 Greenhouse gases — Carbon footprint of products - Requirements and guidelines for quantification
- EN 15942:2012 Sustainability of construction works – Environmental product declarations - Communication format business-to-business
- KOBiZE Emissions (CO₂, SO₂, NO_x, CO and total dust) from electricity, 2022



Instytut Techniki Budowlanej

00-611 Warsaw, Filtrowa 1

Thermal Physics, Acoustics and Environment Department

02-656 Warsaw, Ksawerów 21

**CERTIFICATE No 495/2023
of TYPE III ENVIRONMENTAL DECLARATION**

Products:

EDF Kronoplan Kronoart boards

Manufacturer:

Kronospan HPL Sp. z o.o.

ul. Wojska Polskiego 3, 39-300 Mielec, Poland

confirms the correctness of the data included in the development of
Type III Environmental Declaration and accordance with the requirements of the standard

EN 15804+A2


Sustainability of construction works.

Environmental product declarations.

Core rules for the product category of construction products.


This certificate, issued on 26th September 2023 is valid for 5 years
or until amendment of mentioned Environmental Declaration

Head of the Thermal Physic, Acoustics
and Environment Department


Agnieszka Winkler-Skalna, PhD



Deputy Director
for Research and Innovation


Krzysztof Kuczyński, PhD

Warsaw, September 2023