



Issuance date: 05.04.2024
Validation: 29.04.2024
Validity date: 05.04.2029

Dock Shelter



Owner of the EPD:

GLOBAL SYSTEM Sp. z o.o.
Address: Brzezna 495
33-386 Podegrodzie, Poland
Tel.: +48 18 440 75 52
Website: <https://www.globalsystem.com.pl/>
Contact: biuro@globalsystem.com.pl

EPD Program Operator:

Instytut Techniki Budowlanej (ITB)
Address: Filtrowa 1,
00-611 Warsaw, Poland
Website: www.itb.pl
Contact: Michał Piasecki
m.piasecki@itb.pl
energia@itb.pl



ITB is the verified member of The European Platform for EPD program operators and LCA practitioner www.eco-platform.org

Basic information

This declaration is the Type III Environmental Product Declaration (EPD) based on EN 15804+A2 and verified according to ISO 14025 by an external auditor. It contains the information on the impacts of the declared construction materials on the environment and their aspects verified by the independent body according to ISO 14025. Basically, comparison or evaluation of EPD data is possible only if all the compared data were created according to EN 15804+A2.

Life cycle analysis (LCA): A1-A3, A4-A5, C1-C4 and D modules in accordance with EN 15804

(Cradle-to-Gate with options)

The year of preparing the EPD: 2024

Product standard: EN ISO 13854:2019, EN ISO 12100:2010

Service Life: 50 years

PCR: ITB-PCR A

Declared unit: 1 m²

Reasons for performing LCA: B2B

Representativeness: Poland, 2022

MANUFACTURER

GLOBAL SYSTEM is a manufacturer of fire curtains, loading systems and dock shelters with a manufacturing plant located in Podegrodzie (Poland). The core products offered by the company are: fire rated rolling curtains, horizontal sliding fire doors, vertical fire doors. The company also offers movable and fixed smoke curtains. Apart from fire rated solutions, company produces loading systems with a full range of accessories used in



Figure 1 The view of GLOBAL SYSTEM Sp. z o.o. manufacturing plant

loading technology for industry, sectional and roller doors and high-speed doors. GLOBAL SYSTEM has over twenty years of experience in the sale of its products. All of products are designed in accordance with the highest standards, health and safety regulations.

PRODUCTS DESCRIPTION

The purpose of dock shelter (covered by this EPD) is to contain air movement during the loading process in order to prevent heat loss and limit any negative influence of such external factors as precipitation, dust and other particulates. Dock seal dimensions depend on: width and height of trucks, door dimensions and sealing efficiency required. The weighted average statistical product is made of the following materials: metals (50.5%, aluminum 9.3%, PVC 39.2%).

All additional technical information about the product is available on the manufacturer's website and catalogues.

LIFE CYCLE ASSESSMENT (LCA) – general rules applied

Unit

The declared unit is 1 m² of average dock shelter product (based on reference product size). Directly used material flows are determined using reference size and assigned to the declared unit. All other inputs and outputs in the production are scaled to the declared unit. The reference period is the year 2022. For products with specific dimension, the environmental impact of 1 unit is calculated by multiplying the values for 1 m² by the specific product area.

System boundary

The life cycle analysis of the declared products covers "Product Stage" A1-A3, A4-A5, C1-C4+D modules in accordance with EN 15804 and ITB PCR A (cradle to gate with options). Energy and water consumption, emissions as well as information on generated wastes were inventoried in manufacturing plant (LCI) and were included in the calculation. It can be assumed that the total sum of omitted processes does not exceed 5% of all impact categories. In accordance with EN 15804+A2, machines and facilities (capital goods) required for the production as well as transportation of employees were not included in LCA.

Allocation

The allocation rules used for this EPD are based on general ITB's document PCR v1.6., 2023. Production of the dock shelter products is a line process (as presented in Figure 2) conducted in the manufacturing plant located in Podegrodzie (Poland). Input and output data from the production is inventoried and allocated to the production on the mass basis. The declaration covers a wide range of fire curtains. Their production resources and processing stages are basically similar, so it was possible to average the production by product mass and reference size. The reference is calculated as the representative selection of the product group.

System limits

Minimum 99.5% input materials and 100% energy consumption (electricity, gas, other) were inventoried in a processing plant and were included in the calculation. In the assessment, all significant parameters from gathered production data are considered, i.e. all material used per formulation, utilized thermal energy, and electric power consumption, direct production waste and available emission measurements. Tires consumption for transport was not considered. Substances with a percentage share of less than 0.1% of total mass were excluded from the calculations. The packaging products (wooden pallets) are included.

Modules A1 and A2: Raw materials supply and transport

The modules A1 and A2 represent the extraction and processing of raw materials/elements (mainly metals and curtain elements) and transport to the production site. For A2 module (transport) European averages for fuel data are applied. All input material transport's distances from supplier were considered and included into calculation.

Module A3: Production

The product specific manufacturing process line is presented in Figure 3, the input products are processed by: CNC, welding and sewing processes and finally assembled. Electricity are consumed in

the process. The products are painted. In the production process, technical gases and materials for welding elements are used. The production process is depicted schematically as can be seen below.

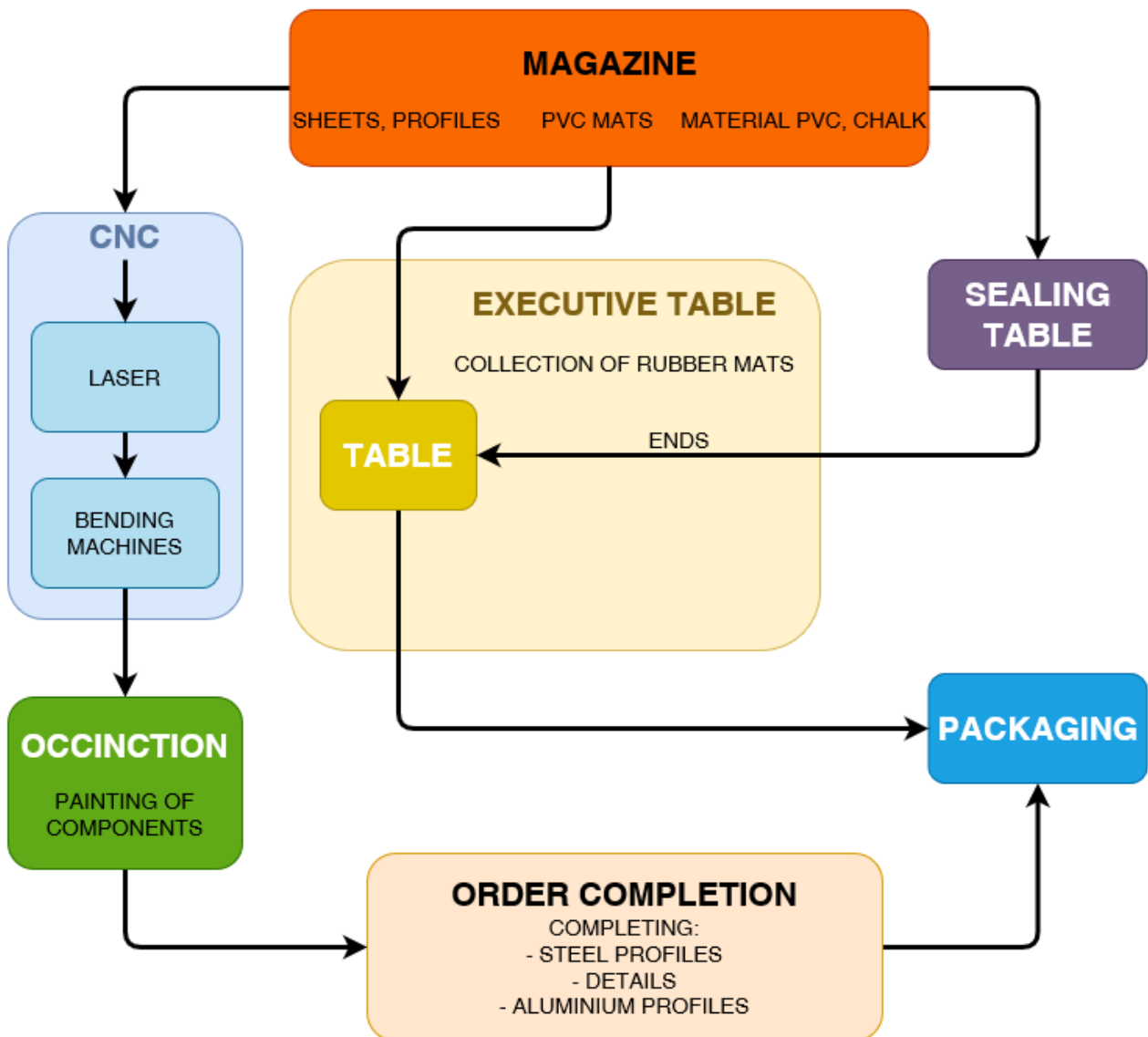


Figure 3 Manufacturing process scheme (A3)

Module A4: transport to consumer

Vehicle transport at distance 500 km is considered (emission standard: Euro 5) with 100% load capacity.

Modules C and D: End-of-life (EOL)

The system boundaries of the Smoke and Fire curtains were set following their disposal, reaching their end-of-waste status. Due to the fact that the declaration covers a wide range of products for various purposes and usage scenarios, it is not possible to directly specify the de-construction technology and the amount of energy for disassembly in C1 module (so this module was based on assumption). In the adapted end-of-life scenario, the de-constructed products are transported to a mill distant by 50 km on > 16t lorry EURO 5 where are used as metal scrap to produce a new metals. It is assumed that all elements other than metal ones shall go to a landfill. The recycling potential of

Type III Environmental Product Declaration No. 624/2024

C3 module is for metals is 100%. All other material in C4 module are located in disposal landfill (Table 1). Module D presents credits resulting from the recycling of the metal scrap (used for new production), calculated in accordance with the approach developed by World Steel Association.

Table 1 End-of-life scenario for the dock shelter

| Material | Material recovery | Recycling | Landfilling |
|---------------------|-------------------|-----------|-------------|
| Metals | 100% | 100% | 0% |
| All other materials | 100% | 0% | 100% |

Electricity at end-of-life (module C) has been modelled using an average Polish electricity mix as the location where the product reaches end-of-life is unknown.

Data collection period

The data for manufacture of the declared products refer to period between 01.01.2022 – 31.12.2022 (1 year). The life cycle assessments were prepared for Poland and Europe as reference area.

Data quality

The data selected for LCA originate from ITB-LCI questionnaire completed by GLOBAL SYSTEM Sp. z o.o. and verified during LCI data audit. No data collected is older than five years and no generic datasets used are older than ten years. The representativeness, completeness, reliability, and consistency is judged as good. The background data for the processes come from the following resources database Ecoinvent v.3.9.1 (steel, sheet metal, PVC, aluminium, welding products, paints, graphite, fibre matts, EUR-flat pallet). Specific (LCI) data quality analysis was a part of the input data verification. Where no background data is available, data gaps were complemented by manufacturer information and literature research.

Assumptions and estimates

The impacts of the representative products were aggregated using weighted average.

Calculation rules

LCA was performed using ITB-LCA tool developed in accordance with EN15804+A2. Emission of greenhouse gases was calculated using the IPCC 2013 GWP method with a 100-year horizon. Emission of acidifying substances, Emission of substances to water contributing to oxygen depletion, Emission of gases that contribute to the creation of ground-level ozone, Abiotic depletion, and ozone depletion emissions where all calculated with the CML-IA baseline method

Additional information

Polish electricity (Ecoinvent v 3.9.1 supplemented by actual national KOBiZE data) emission factor used is 0.702 kg CO₂/kWh. As a general rule, no particular environmental or health protection measures other than those specified by law are necessary.

Type III Environmental Product Declaration No. 624/2024

LIFE CYCLE ASSESSMENT (LCA) – Results

Declared unit

The declaration refers to declared unit (DU) – 1 m² of dock shelter produced in Poland. The following life cycle modules (Table 1) were included in the analysis. The following tables 2-5 show the environmental impacts of the life cycle of selected modules (A1-A5+C1-C4+D).

Table 3. System boundaries for the environmental characteristic of the product.

| Environmental assessment information (MD – Module Declared, MND – Module Not Declared, INA – Indicator Not Assessed) | | | | | | | | | | | | | | | | |
|--|-----------|---------------|--------------------------------|-----------------------------------|-----------|-------------|--------|-------------|---------------|------------------------|-----------------------|---------------------------|-----------|------------------|----------|---|
| Product stage | | | Construction process | | Use stage | | | | | | | End of life | | | | Benefits and loads beyond the system boundary |
| Raw material supply | Transport | Manufacturing | Transport to construction site | Construction-installation process | Use | Maintenance | Repair | Replacement | Refurbishment | Operational energy use | Operational water use | Deconstruction demolition | Transport | Waste processing | Disposal | Reuse-recovery-recycling potential |
| A1 | A2 | A3 | A4 | A5 | B1 | B2 | B3 | B4 | B5 | B6 | B7 | C1 | C2 | C3 | C4 | D |
| MD | MD | MD | MD | MD | MND | MND | MND | MND | MND | MND | MND | MD | MD | MD | MD | MD |

Type III Environmental Product Declaration No. 624/2004

Table 4 Life cycle assessment (LCA) results for specific product – environmental impacts (DU: 1 m²)

| Indicator | Unit | A1 | A2 | A3 | A1-A3 | A4 | A5 | C1 | C2 | C3 | C4 | D |
|---|------------------------|----------|----------|----------|----------|----------|----------|----------|----------|----------|----------|-----------|
| Global Warming Potential | eq. kg CO ₂ | 8.09E+00 | 1.52E-01 | 6.29E-01 | 8.87E+00 | 2.92E-01 | 5.31E-05 | 6.37E-05 | 2.92E-02 | 2.23E-02 | 1.49E-02 | -1.61E+00 |
| Greenhouse potential - fossil | eq. kg CO ₂ | 8.03E+00 | 1.51E-01 | 6.02E-01 | 8.79E+00 | 2.91E-01 | 5.31E-05 | 6.37E-05 | 2.91E-02 | 2.21E-02 | 1.47E-02 | -1.61E+00 |
| Greenhouse potential - biogenic | eq. kg CO ₂ | 3.24E-02 | 2.31E-04 | 2.62E-02 | 5.88E-02 | 9.94E-04 | 2.01E-06 | 2.41E-06 | 9.94E-05 | 2.23E-04 | 1.49E-04 | 6.02E-03 |
| Global warming potential - land use and land use change | eq. kg CO ₂ | 2.90E-02 | 9.08E-05 | 2.59E-04 | 2.94E-02 | 1.14E-04 | 2.41E-08 | 2.90E-08 | 1.14E-05 | 2.24E-05 | 1.49E-05 | -1.02E-04 |
| Stratospheric ozone depletion potential | eq. kg CFC 11 | 1.50E-06 | 3.19E-08 | 2.86E-08 | 1.56E-06 | 6.73E-08 | 1.41E-12 | 1.69E-12 | 6.73E-09 | 6.72E-09 | 4.48E-09 | -5.70E-08 |
| Soil and water acidification potential | eq. mol H ⁺ | 4.72E-02 | 2.97E+01 | 7.27E-03 | 2.98E+01 | 1.18E-03 | 7.64E-07 | 9.17E-07 | 1.18E-04 | 1.87E-04 | 1.24E-04 | -6.41E-03 |
| Eutrophication potential - freshwater | eq. kg P | 3.38E-03 | 7.00E-06 | 1.20E-03 | 4.59E-03 | 1.96E-05 | 1.31E-07 | 1.57E-07 | 1.96E-06 | 6.42E-06 | 4.28E-06 | -6.88E-04 |
| Eutrophication potential - seawater | eq. kg N | 8.33E-03 | 8.16E-04 | 1.74E-03 | 1.09E-02 | 3.56E-04 | 1.11E-07 | 1.33E-07 | 3.56E-05 | 6.43E-05 | 4.29E-05 | -1.40E-03 |
| Eutrophication potential - terrestrial | eq. mol N | 1.01E-01 | 9.00E-03 | 9.23E-03 | 1.19E-01 | 3.89E-03 | 9.35E-07 | 1.12E-06 | 3.89E-04 | 7.00E-04 | 4.66E-04 | -1.53E-02 |
| Potential for photochemical ozone synthesis | eq. kg NMVOC | 3.22E-02 | 2.32E-03 | 2.60E-03 | 3.71E-02 | 1.19E-03 | 2.61E-07 | 3.14E-07 | 1.19E-04 | 2.02E-04 | 1.35E-04 | -8.09E-03 |
| Potential for depletion of abiotic resources - non-fossil resources | eq. kg Sb | 1.12E-04 | 3.35E-07 | 3.32E-06 | 1.16E-04 | 1.03E-06 | 3.36E-10 | 4.03E-10 | 1.03E-07 | 7.49E-08 | 4.99E-08 | -3.08E-05 |
| Abiotic depletion potential - fossil fuels | MJ | 1.22E+02 | 2.03E+00 | 1.21E+01 | 1.36E+02 | 4.32E+00 | 1.17E-03 | 1.40E-03 | 4.32E-01 | 5.11E-01 | 3.40E-01 | -1.33E+01 |
| Water deprivation potential | eq. m ³ | 4.91E+00 | 7.46E-03 | 3.79E-01 | 5.30E+00 | 2.00E-02 | 2.41E-05 | 2.90E-05 | 2.00E-03 | 2.97E-03 | 1.98E-03 | -2.17E-01 |

Table 5 Life cycle assessment (LCA) results for specific product – additional impacts indicators (DU: 1 m²)

| Indicator | Unit | A1-A3 | A4-A5 | C1-C4 | D |
|--|-------------------|-------|-------|-------|-----|
| Particulate matter | disease incidence | INA | INA | INA | INA |
| Potential human exposure efficiency relative to U235 | eg. kBq U235 | INA | INA | INA | INA |
| Potential comparative toxic unit for ecosystems | CTUe | INA | INA | INA | INA |
| Potential comparative toxic unit for humans (cancer effects) | CTUh | INA | INA | INA | INA |
| Potential comparative toxic unit for humans (non-cancer effects) | CTUh | INA | INA | INA | INA |
| Potential soil quality index | dimensionless | INA | INA | INA | INA |

Type III Environmental Product Declaration No. 624/2004

Table 6 Life cycle assessment (LCA) results for specific product - the resource use (DU: 1 m²)

| Indicator | Unit | A1 | A2 | A3 | A1-A3 | A4 | A5 | C1 | C2 | C3 | C4 | D |
|--|----------------|----------|----------|----------|----------|----------|----------|----------|----------|----------|----------|-----------|
| Consumption of renewable primary energy - excluding renewable primary energy sources used as raw materials | MJ | 7.55E+00 | 2.04E-02 | 8.07E-01 | 8.37E+00 | 6.19E-02 | 8.65E-05 | 1.04E-04 | 6.19E-03 | 8.97E-03 | 5.98E-03 | -1.11E+00 |
| Consumption of renewable primary energy resources used as raw materials | MJ | 1.02E+00 | 0.00E+00 | 0.00E+00 | 1.02E+00 | 0.00E+00 | 0.00E+00 | 0.00E+00 | 0.00E+00 | 0.00E+00 | 0.00E+00 | 0.00E+00 |
| Total consumption of renewable primary energy resources | MJ | 8.56E+00 | 2.04E-02 | 8.11E-01 | 9.40E+00 | 6.19E-02 | 8.65E-05 | 1.04E-04 | 6.19E-03 | 8.97E-03 | 5.98E-03 | -1.11E+00 |
| Consumption of non-renewable primary energy - excluding renewable primary energy sources used as raw materials | MJ | 7.92E+01 | 2.03E+00 | 1.07E+01 | 9.18E+01 | 4.32E+00 | 1.17E-03 | 1.40E-03 | 4.32E-01 | 5.52E-01 | 3.68E-01 | -1.27E+01 |
| Consumption of non-renewable primary energy resources used as raw materials | MJ | 2.48E+01 | 0.00E+00 | 1.59E+00 | 2.64E+01 | 0.00E+00 | 0.00E+00 | 0.00E+00 | 0.00E+00 | 0.00E+00 | 0.00E+00 | 0.00E+00 |
| Total consumption of non-renewable primary energy resources | MJ | 1.04E+02 | 2.03E+00 | 1.22E+01 | 1.18E+02 | 4.32E+00 | 1.17E-03 | 1.40E-03 | 4.32E-01 | 5.52E-01 | 3.68E-01 | -1.27E+01 |
| Consumption of secondary materials | kg | 1.05E+00 | 8.24E-04 | 2.39E-03 | 1.06E+00 | 1.45E-03 | 1.07E-07 | 1.28E-07 | 1.45E-04 | 0.00E+00 | 0.00E+00 | -2.14E-01 |
| Consumption of renew. secondary fuels | MJ | 5.66E-03 | 4.62E-06 | 7.35E-06 | 5.68E-03 | 1.60E-05 | 5.94E-10 | 7.13E-10 | 1.60E-06 | 0.00E+00 | 0.00E+00 | -2.85E-04 |
| Consumption of non-renewable secondary fuels | MJ | 1.22E-02 | 0.00E+00 | 8.28E-03 | 2.05E-02 | 0.00E+00 | 9.44E-07 | 1.13E-06 | 0.00E+00 | 0.00E+00 | 0.00E+00 | 0.00E+00 |
| Net consumption of freshwater | m ³ | 1.31E-02 | 1.83E-04 | 7.30E-02 | 8.63E-02 | 5.43E-04 | 3.17E-07 | 3.80E-07 | 5.43E-05 | 7.97E-05 | 5.31E-05 | -1.16E-02 |

Table 7 Life cycle assessment (LCA) results for specific product – waste categories (DU: 1 m²)

| Indicator | Unit | A1 | A2 | A3 | A1-A3 | A4 | A5 | C1 | C2 | C3 | C4 | D |
|-------------------------------|------|----------|----------|----------|----------|----------|----------|----------|----------|----------|----------|-----------|
| Hazardous waste | kg | 9.46E-01 | 2.55E-03 | 4.27E-03 | 9.53E-01 | 4.85E-03 | 1.21E-08 | 1.45E-08 | 4.85E-04 | 8.04E-07 | 5.36E-07 | -1.63E-04 |
| Non-hazardous waste | kg | 2.73E+01 | 3.01E-02 | 1.61E+00 | 2.90E+01 | 8.60E-02 | 6.28E-07 | 7.53E-07 | 8.60E-03 | 2.11E+00 | 1.40E+00 | -2.47E-01 |
| Radioactive waste | kg | 1.25E+00 | 9.32E-08 | 1.20E-05 | 1.25E+00 | 3.22E-07 | 8.75E-10 | 1.05E-09 | 3.22E-08 | 3.11E-06 | 2.07E-06 | -2.74E-05 |
| Components for re-use | kg | 2.70E-01 | 0.00E+00 | 0.00E+00 | 2.70E-01 | 0.00E+00 | 0.00E+00 | 0.00E+00 | 0.00E+00 | 0.00E+00 | 0.00E+00 | 0.00E+00 |
| Materials for recycling | kg | 2.67E-01 | 1.34E-04 | 6.30E-01 | 8.98E-01 | 1.34E-05 | 1.21E-09 | 1.45E-09 | 1.34E-06 | 0.00E+00 | 0.00E+00 | 0.00E+00 |
| Materials for energy recovery | kg | 2.28E-02 | 5.13E-08 | 1.13E-01 | 1.36E-01 | 1.08E-07 | 1.06E-11 | 1.27E-11 | 1.08E-08 | 0.00E+00 | 0.00E+00 | 0.00E+00 |
| Exported Energy | MJ | 1.41E+00 | 1.49E-03 | 4.03E-02 | 1.45E+00 | 0.00E+00 | 3.48E-06 | 4.18E-06 | 0.00E+00 | 0.00E+00 | 0.00E+00 | 0.00E+00 |

Type III Environmental Product Declaration No. 624/2004

Verification

The process of verification of this EPD is in accordance with ISO 14025 and EN 15804. After verification, this EPD is valid for a 5-year-period. EPD does not have to be recalculated after 5 years, if the underlying data have not changed significantly.

| |
|---|
| The basis for LCA analysis was EN 15804 and ITB PCR A |
| Independent verification corresponding to ISO 14025 (sub clause 8.1.3.) <input checked="" type="checkbox"/> external <input type="checkbox"/> internal |
| External verification of EPD: Halina Prejzner, PhD. Eng. LCI audit and verification: Michał Chwedaczuk, M.Sc. Eng. LCA, LCI audit and input data verification: Michał Piasecki, PhD., D.Sc., eng. |

Note 1: The declaration owner has the sole ownership, liability, and responsibility for the for the information provided and contained in EPD. Declarations of construction products may not be comparable if they do not comply with EN 15804+A2. For further information about comparability, see EN 15804+A2 and ISO 14025.

Note 2: Note: ITB is a public Research Organization and Notified Body (EC Reg. no 1488) to the European Commission and to other Member States of the European Union designated for the tasks concerning the assessment of building products' performance. ITB acts as the independent, third-party verification organization (ISO 17025/17065/17029). ITB-EPD program is recognized and registered member of The European Platform - Association of EPD program operators and ITB-EPD declarations are registered and stored in the international [ECO-PORTAL](#).

Normative references

- ITB PCR A General Product Category Rules for Construction Products
- EN 16034:2014-11 Pedestrian doorsets, industrial, commercial, garage doors and openable windows – Product standard, performance characteristics - Fire resistance and/or smoke control characteristics.
- ISO 14025:2006, Environmental labels and declarations – Type III environmental declarations – Principles and procedures
- ISO 21930:2017 Sustainability in buildings and civil engineering works – Core rules for environmental product declarations of construction products and services
- ISO 14044:2006 Environmental management – Life cycle assessment – Requirements and guidelines
- ISO 15686-1:2011 Buildings and constructed assets – Service life planning – Part 1: General principles and framework
- ISO 15686-8:2008 Buildings and constructed assets – Service life planning – Part 8: Reference service life and service-life estimation
- EN 15804:2012+A2:2019 Sustainability of construction works – Environmental product declarations – Core rules for the product category of construction products
- ISO 14067:2018 Greenhouse gases — Carbon footprint of products — Requirements and guidelines for quantification
- PN-EN 15942:2012 Sustainability of construction works – Environmental product declarations – Communication format business-to-business
- ISO 20915:2018 Life cycle inventory calculation methodology for steel products
- KOBiZE Wskaźniki emisyjności CO₂, SO₂, NO_x, CO i pyłu całkowitego dla energii elektrycznej. December 2022
- World Steel Association 2017 Life Cycle inventory methodology report for steel products



Instytut Techniki Budowlanej

00-611 Warsaw, Filtrów 1

Thermal Physics, Acoustics and Environment Department

02-656 Warsaw, Ksawerów 21

CERTIFICATE № 624/2024 of TYPE III ENVIRONMENTAL DECLARATION

Products:

Dock shelter

Manufacturer:

GLOBAL SYSTEM Sp. z o.o.

ul. Brzezna 495, 33-386 Podegrodzie, Poland

confirms the correctness of the data included in the development of
Type III Environmental Declaration and accordance with the requirements of the standard

EN 15804+A2


Sustainability of construction works.

Environmental product declarations.

Core rules for the product category of construction products.


This certificate, issued on 5th April 2024 is valid for 5 years
or until amendment of mentioned Environmental Declaration

Head of the Thermal Physics, Acoustics
and Environment Department


Agnieszka Winkler-Skalna, PhD



Deputy Director
for Research and Innovation


Krzysztof Kuczyński, PhD

Warsaw, April 2024